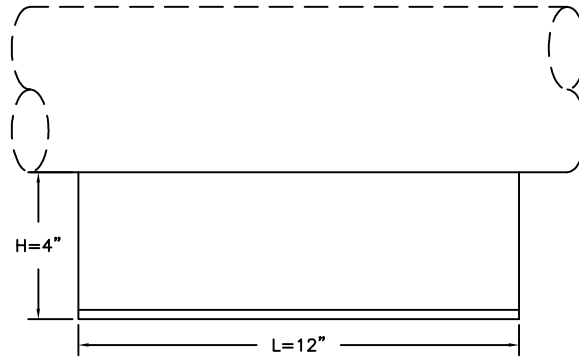



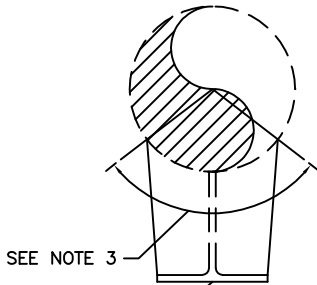


Specialty Piping Products

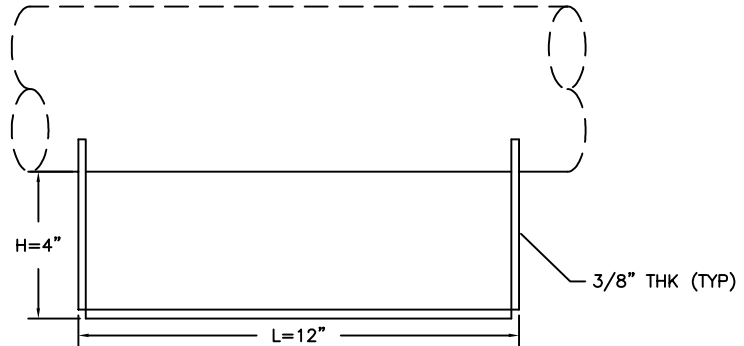
STANDARD TEE BAR WELD-ON PIPE SHOE FOR CARBON STEEL PIPE



FOR SIZES NPS 1/2" - 6"



WT4X12 FOR NPS 8"-14"
WT4X17.5 FOR NPS 16"-24"



FOR SIZES NPS 8" - 24"

NOTES:

1. ALL SIZES ARE IN INCHES.
2. DIMENSIONS "L" AND "H" MAY VARY FROM THOSE SHOWN ABOVE. SPECIFY IF DIFFERENT FROM TYPICAL.
3. ENDPLATES OPTIONAL FOR SIZES NPS 1/2"-6". TYPICAL FOR 8" AND ABOVE.
3. USE 90° FOR NPS 1/2"-6", 60° FOR NPS 8"-14", AND 45° FOR NPS 16"-24".

OPTIONS:

FINISH: PLAIN, PAINTED, HOT DIP GALVANIZED

CLAMPS, GUIDES, TEFLON SLIDE PLATES, INSULATION SLOTS